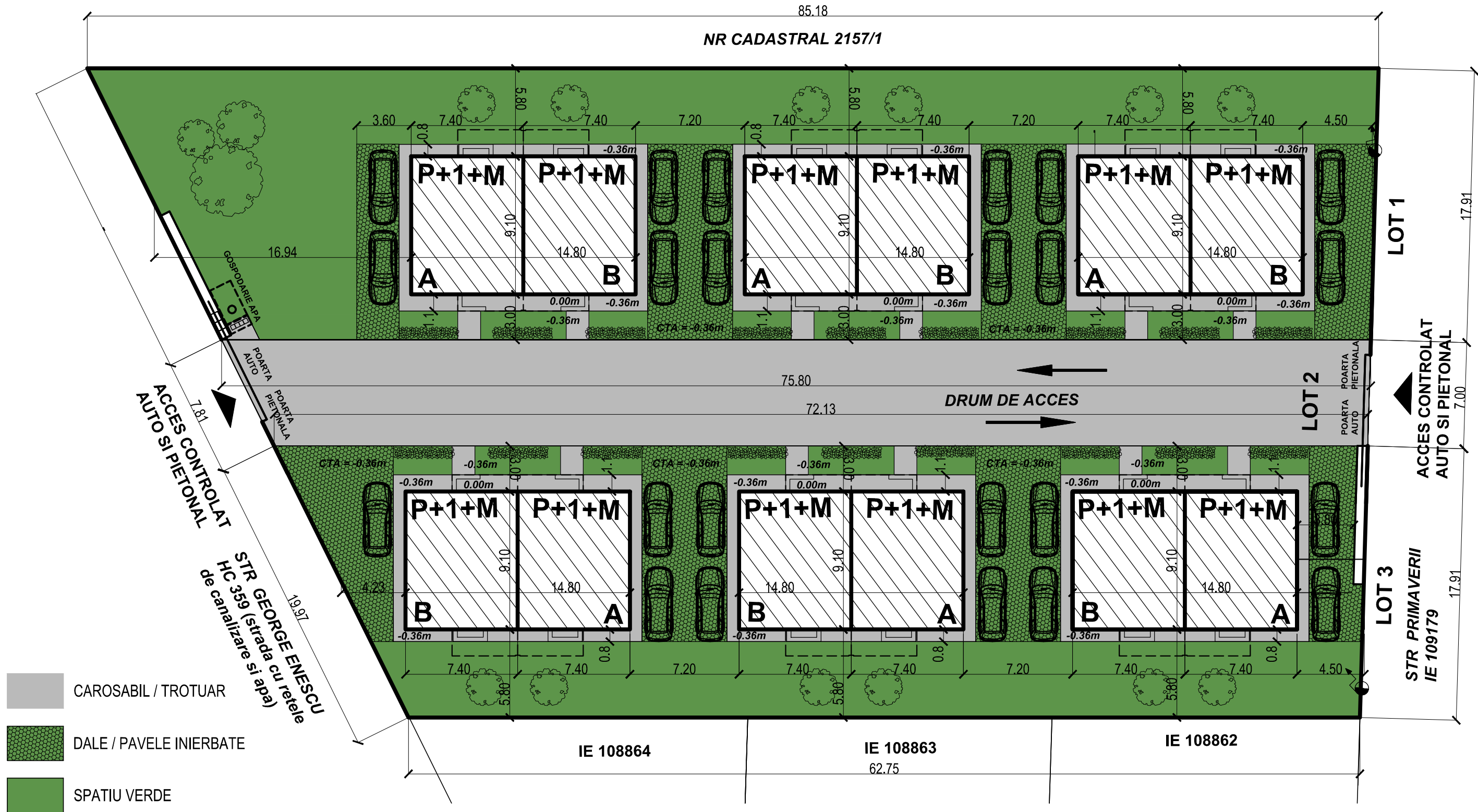





NR CADASTRAL 2157/1



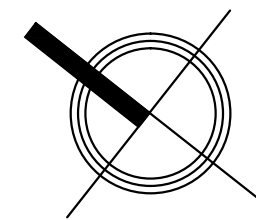
-  CAROSABIL / TROTUAR
-  DALE / PAVELE INIERBATE
-  SPATIU VERDE

**BILANT TERITORIAL**

A teren = 3166mp  
 Regim de inaltime = P+1+M  
 AC sol / locuinta = 67.2xmp  
 AD supraterrana / locuinta = 224mp

Numar locuinte = 12 buc (cuplate doua cate doua)  
 AC sol totala = 67.2mp x 12 = 806.4mp mp  
 AD supraterrana totala = 224mp x 12 = 2688mp

Locuri de parcare = 12 buc (dale / pavele inierbate)  
 Spatii verzi = 1565.6mp (49.5% din teren)  
 Trotuare, terase-platforme intrare = 276mp  
 Carosabil drum de acces = 518mp



**PLAN DE SITUATIE ANSAMBLU REZIDENTIAL**

DEZVOLTATOR: KESSA SWISS GROUP

**PLAN DE SITUATIE**

**ANAVIA RESIDENCE**

ARHITECT: FLORIN HORIA PRUNCUT / OAR 1193

PROIECT NR: 40 / 1-3 / 2018

PRIMAVERII 5-7, OTOPENI

DATA: 09 07 2018

A02

